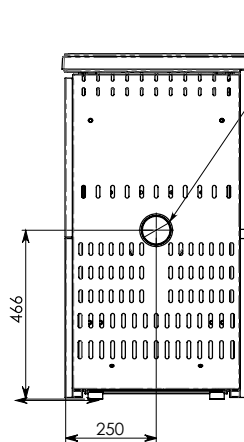
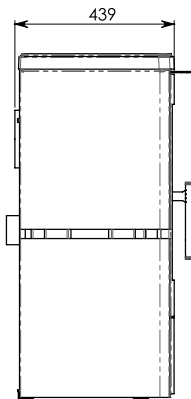
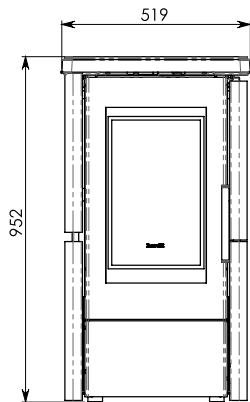


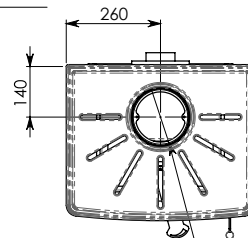
LIA STEEL

Disegno tecnico - Dessin technique - Technical drawing

Ravelli®
il fuoco intelligente



Entrata aria
Air inlet
Prise d'air
Ø80mm



Uscita fumi femmina
Female Flue exit
Sortie de fumée femelle
Ø150mm